

**CRISP  
LOOK!**

# **DATSUN COUPE 1600**



*Leads in automotive design.*

# DATSUN COUPE 1600

The utmost in automotive design and performance.


Max. speed 103 MPH. ss  $\frac{1}{4}$  17 sec. 9


1,600 cc (97.3 cu. in.), 96 HP

4-speed full-synchromeshed transmission

Front wheel disc brakes


A wide variety of luxurious accessories





### Functional Beauty Inside As Well

Luxurious interior appointments. Spacious leg room. Deep cushioned bucket seats to slide up to 6.3 inches to provide the optimum driving position. Wall-to-wall carpeting. Neatly grouped meters on the non-lustered instrument panel. Switch panel, radio and ash tray on the center console.




## SPECIFICATIONS

<b>MODEL :</b>	CSP311
<b>DIMENSIONS &amp; WEIGHT :</b>	
Overall length	156.9 in
Overall width	59.4 in
Overall height	50.2 in
Wheel base	89.8 in
Vehicle weight	2,155.7 lb
<b>PERFORMANCE :</b>	
Max. speed	103 MPH
Max. grade ability ( sin $\theta$ )	0.497
<b>ENGINE :</b>	
Gasoline engine, water cooled, four-cycle, O.H.V., four-cylinder in line ; Displacement 97.3 cu. in ; Max. B.H.P. 96 HP at 6,000 rpm ( S.A.E. ) ; Max. torque 103 ft.-lb at 4,000 rpm ( S.A.E. )	
<b>FUEL SYSTEM :</b>	
Variable venturi, side draft type twin carburetors ; Fuel tank capacity 11.36 U.S. Gal.	
12 volt, 35 AH battery ; 300 watt alternator.	
<b>TRANSMISSION :</b>	
4 speeds forward and 1 reverse ; All synchromeshed on forward gears ; Gear ratio 1st 3.382, 2nd 2.013, 3rd 1.312, 4th 1.000 and reverse 3.365 ; Floor gear shift.	
<b>BRAKES :</b>	
Hydraulic ; Disc at front ; Leading and trailing shoes at rear.	
<b>FINAL GEAR RATIO :</b>	4.111 ( Optional 3.889 )
<b>SUSPENSION :</b>	
Front ; Independent coil springs. Rear ; Semi-elliptic leaf springs.	
<b>TIRE SIZE :</b>	5.60-14 4P



NISSAN MOTOR CO., LTD.  
Foreign Trade Division  
Otemachi, Chiyoda-ku, Tokyo, Japan


## 1600 cc 96 HP Engine



High-efficiently, over square type O.H.V. engine with twin carburetors develops a maximum output of 96 HP at 6,000 rpm and a maximum torque of 103 ft.-lb at 4,000 rpm. 4-speed close ratio gear box is full synchromeshed. 300 watt alternator for greater generating power.

### Discs at Front

Completely fade free, self-adjusting, waterproof disc brakes on front wheels and drum brakes at rear insure safe and progressive stopping power.



Printed in Japan  
Publication No. PE-603-611210